



ANTENNA EXPERTS

E-mail: info@antennaexperts.in Website: www.antennaexperts.in


Model LP-135-470

135 – 470 MHz.

9 dBi Gain

LOG PERIODIC DIPOLE ANTENNA

DESIGN FEATURES: The LP-135-470 log periodic dipole antenna uses 6063T6 ultra corrosion resistant architectural anodized aluminium alloy and designed to provide wideband directional radio signals from 135 to 470 MHz frequency band. The extra spacers are used between the support booms to improve mechanical durability of antenna. The mounting arrangement of log periodic antenna permits to change the polarization from horizontal to vertical and vice-versa. This log periodic dipole antenna system is particular suitable for transmission, reception or monitoring purpose. This high gain LPA provides strong performance over the entire frequency of 135-470 MHz as the LPDA does not use loading technique to reduce the overall size of array.



CONSTRUCTIONS: The LP-135-470 assembled log periodic antennas outer-most dimensions are 1.3 meters (4.25 feet) long and 1.1 meters (3.6 feet) wide. The antenna has foldable elements, the longest of which is 0.55 meter. All elements are supplied in two segments for easy of shipping and handling. The elements are attached via a fast deployment self-locking device at points along the boom. The log periodic antenna operates at D.C. ground with low resistance discharge path for protection against lightning and immunity to noise. All the screws, nuts and bolts of log periodic dipole antenna are made of type 316 marine grade stainless steel.

ELECTRICAL SPECIFICATIONS:

Frequency Range	135 - 470 MHz.
Gain	9 dBi.
Bandwidth	Entire Band
Polarization	Vertical or Horizontal
Input Impedance	50 Ohms
Radiation Pattern	Directional
Horizontal Beam width –Half Power Points	60 Degrees
Front to Back Ratio	18 dB.
VSWR	2:1
RF Power Handling Capacity	250 Watts
Input Termination	N-Female
Lightning Protection	Direct Ground

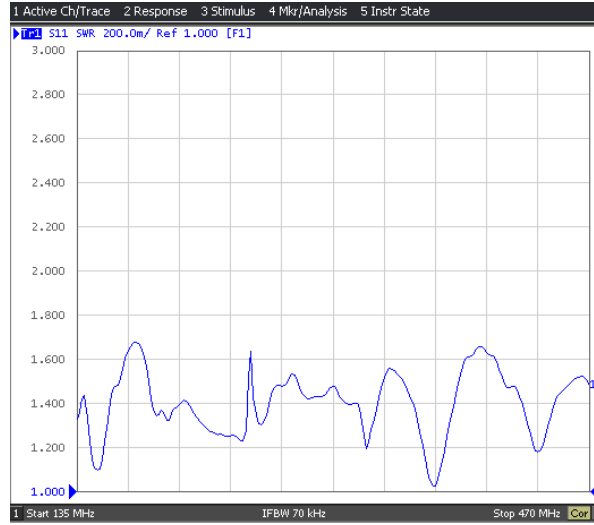
MECHANICAL SPECIFICATIONS:

Support Booms & Radiating Elements Materials	6063T6 Aluminum
Mounting Hardware -Materials	Marine Grade Stainless Steel
Gross Weight	5 Kgs.
Wind Rating	200 Km/hr.
Overall Length	1.3 Meters
Overall Width	1.1 Meters
Shipping Length	1.4 Meters
Support Boom – Materials - Cross Section	Aluminum – Square Tube
Elements – Materials - Cross Section	Aluminum - Round Tube
Insulator Materials	Teflon & Nylon
Maximum Mount Pipe Diameter	51 mm (2 Inches)

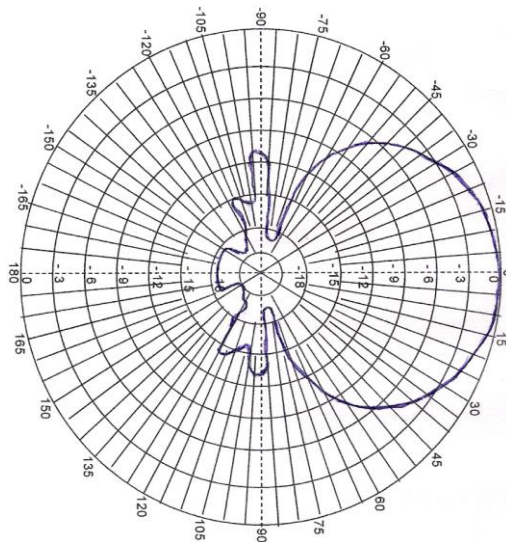
ENVIRONMENTAL SPECIFICATIONS:

Operating Temperature	(-) 30 to +70 Degrees Celsius
Storage Temperature	(-) 40 to +80 Degrees Celsius
Humidity	0 to 95% RH

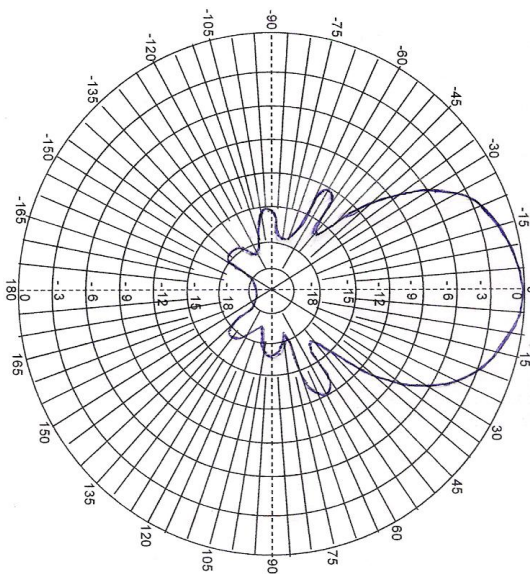
Frequency Vs VSWR Curve



Log Periodic Antenna Model # LP-135-470



Azimuth Radiation Pattern Model # LP-135-470



Elevation Radiation Pattern Model # LP-135-470

Note: All information contained in the datasheet is subject to change without any prior notice.