



ANTENNA EXPERTS

E-mail: info@antennaexperts.in Website: www.antennaexperts.in

Model # AG3-450


406 – 512 MHz.

3 dBi Gain

HIGH GAIN GROUND PLANE ANTENNA

DESIGN FEATURES: AG3-450 Ground Plane Antenna is rugged all weather model, uses high class brass alloy and does not require any field tuning. Due to its low VSWR over the specified band-width from 406-512 MHz, this GP antenna can be used as a transmitting and receiving antenna with high efficiency, to meet the requirement of a base station antenna. The ground plane antenna when packed comes with ground radials removed from the antenna body for ease of packing and transportation.

CONSTRUCTIONS: The all brass ground plane antenna prevents formation of Signal Cells, thereby eliminating inter-modulation within the antenna. The mounting hardware and all fasteners are made of stainless steel. The antenna is suitable for mounting on 32-51mm (1.25-2 Inches) OD round pipe. Antenna termination and feed cable lie enclosed inside the mounting pipe for complete weather protection. The antenna can be assembled in field with simple hand tools.



ELECTRICAL SPECIFICATIONS:

Frequency Range	406 - 512 MHz.
Gain	3 dBi.
Bandwidth	20 MHz
Input Impedance	50 Ohms
Radiation Pattern	Omni Directional
Vertical Beam-width –Half Power Points	72 Degrees
VSWR – Better than	1:1.5
RF Power Handling Capacity	500 Watts
Input Termination	N-Female

MECHANICAL SPECIFICATIONS:

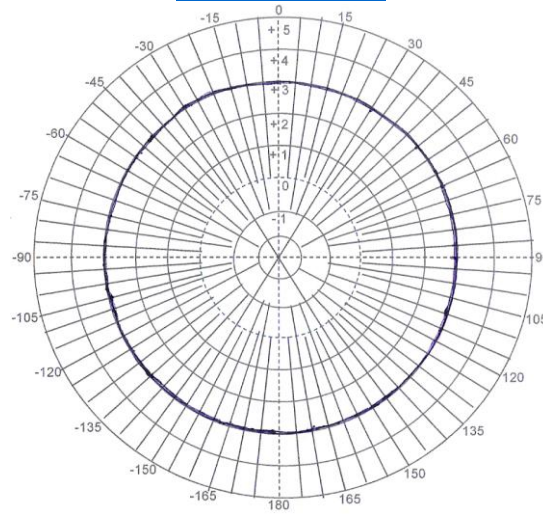
Materials	Brass
Mounting Hardware	Stainless Steel
Gross Weight	1.5 Kgs.
Wind Rating	200 Km/Hr.
Overall Length	0.9 Meter
Maximum Width at bottom of radials	0.2 Meter
Support Pipe Materials	Powder Coated MS
Shipping Length	0.55 Meter
Maximum Mount Pipe Diameter	52 mm (2 Inches)

ENVIRONMENTAL SPECIFICATIONS:

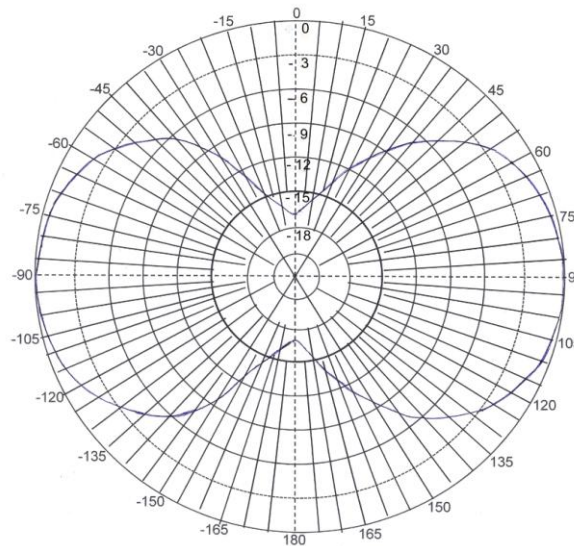
Operating Temperature	(-) 30 to +70 Degrees Celsius
Storage Temperature	(-) 40 to +80 Degrees Celsius
Humidity	0 to 95% RH

Radiation Patterns Omni-Directional Ground Plane Antenna

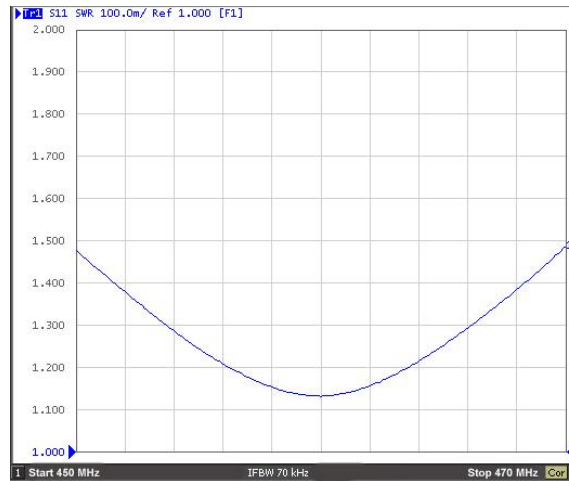
Model # AG3-450



AZIMUTH RADIATION PATTERN



ELEVATION RADIATION PATTERN



FREQUENCY vs VSWR CURVE

Note: All information contained in the datasheet is subject to change without any prior notice.